



# ClickView User Guide for Primary Schools

Sign in at [clickview.com.au](https://clickview.com.au)

## 1 Dashboard

The landing page shows new content releases as well as popular titles and topics.

This is a mix of both ClickView produced content and educational TV programmes.

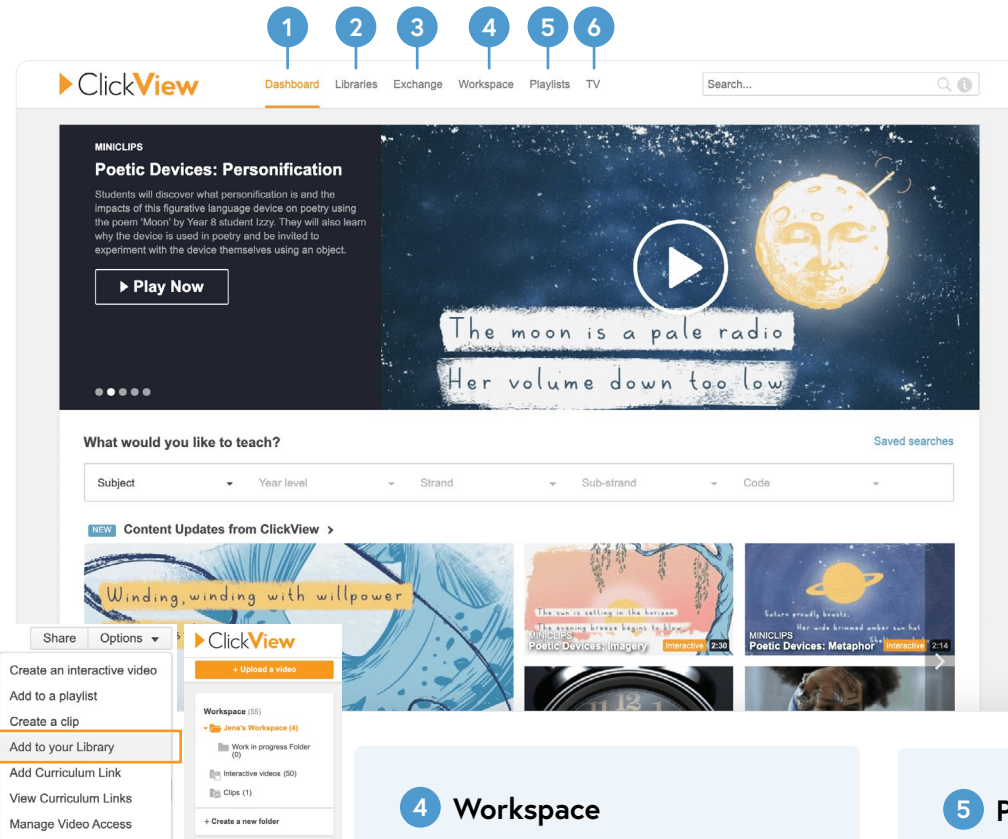
The search bar in the top right corner allows you to search for video content.

## 2 Libraries

Your video libraries are accessible to both staff and students.

Find thousands of curriculum-aligned videos from over 70 of the world's best educational producers.

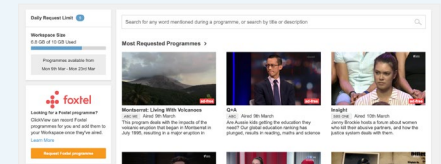
You can also curate your own video libraries with a mix of content from the ClickView Libraries, TV, Exchange and your own content.



## 6 TV

A rolling 4 weeks of TV recordings from free-to-air channels, available to add to your lesson plans.

You can select key educational content to be added to your Workspace ahead of time via our TV Guide. We'll even cut the ads out for you for free.



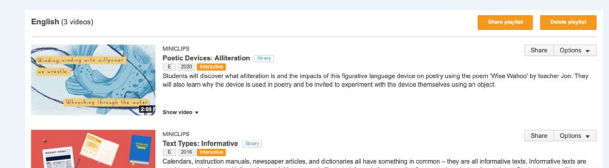
## 4 Workspace

Your Workspace is your own private space within ClickView where you can upload your own content, edit interactive videos, and save TV programmes.

Use your Workspace to edit and clip videos, attach teaching resources, then upload to your school's library for all colleagues and students to view.

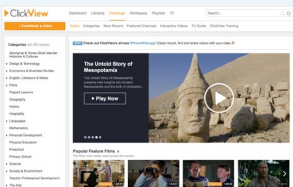
## 5 Playlists

Here you can create, save and share your own playlists, enabling you to combine a variety of content around a certain topic.



## 3 Exchange

The Exchange is an ever-growing repository with thousands of educational feature films, documentaries and TV programmes. They can be curated into your library, and shared with students at any time.



To watch video tutorials on how to use ClickView, visit the [ClickView Training Channel](#).